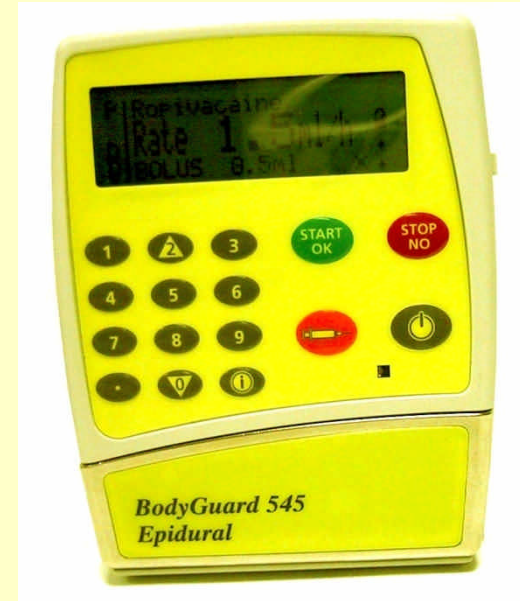


BODYGUARD 545™




**Intrathecal Ambulatory Infusion
Pump with PCA facility**

Anne Morgan

**CDHB Palliative Care Nurse
Consultant**

MALCOLM



THE PUMP


- Simple controls
- Excellent display
- Safety features
- 3 levels of programming
- Battery and charger



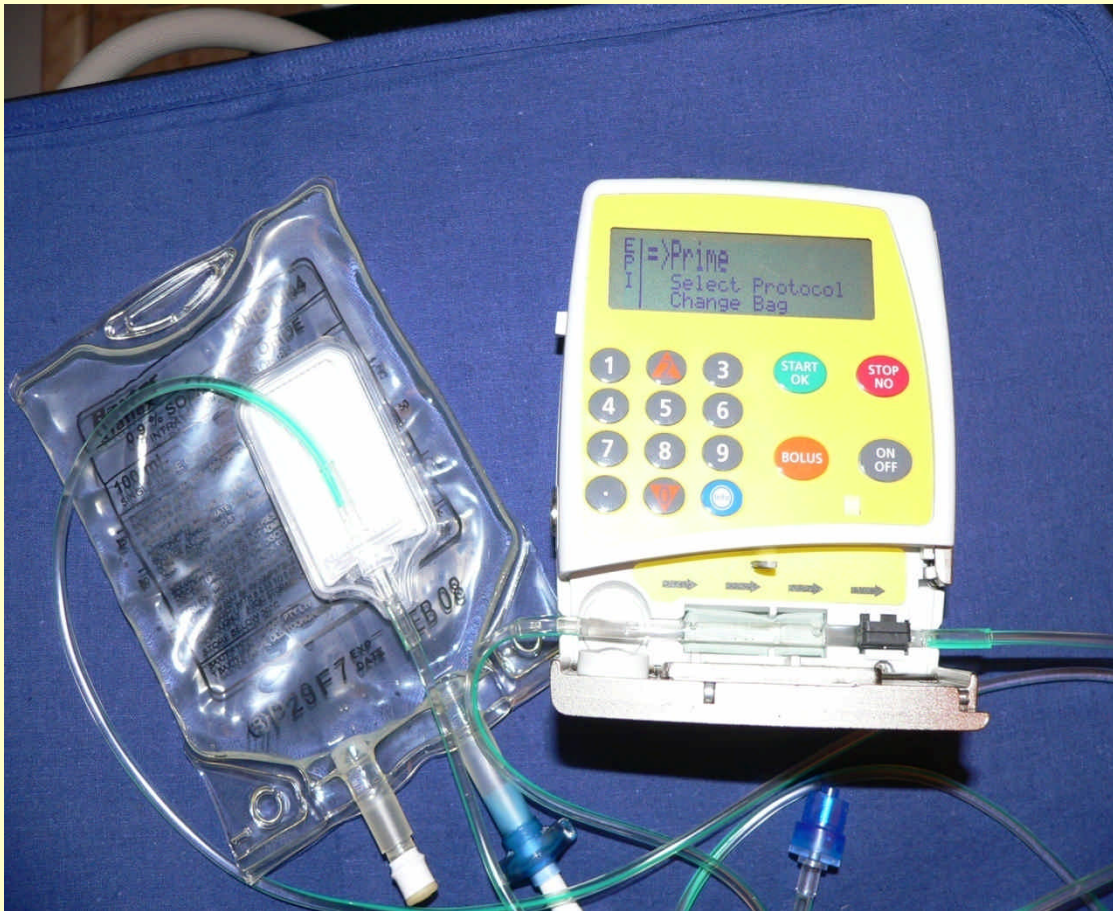
ACCESS CODES

○ Access Codes


- **Level 1** (700) – allows user to run preset protocols and titrate infusion rate (with-in preset protocol limits) PATIENT LEVEL
- **Level 2** (855) – allows authorised users to deliver clinician activated bolus or loading dose CLINICIAN LEVEL
- **Level 3** (901) – allows users to set up or modify standard infusion protocols and change pump configuration on 'Change set up' PRESCRIBER AND AUTHORISED CLINICIANS ONLY



INSTALLATION AND SET UP



- Priming the pump – the key can only be fitted in to the keyway one way.
- ON/OFF to start pump then follow display screen – code 700 and select prime
- Then follow the display to select protocol – patients name



INTRATHECAL PRESCRIPTION

Canterbury

District Health Board

Te Poari Hauora o Waitaha

Christchurch Hospital
Oncology Department

Patient Label

Intraspinal Analgesia Infusion Prescription

- Prescription to be sent to the Sterile Unit of Christchurch Hospital Pharmacy before 9.00 am for same day preparation.
- The Sterile Unit will prepare all prescriptions in Normal Saline as per instructions below.

A. DRUG PRESCRIPTION

INTRATHECAL / EPIDURAL

(Select one)

PUMP:


	Initial Prescription Dose	Prescription Change	Prescription Change	Prescription Change	Prescription Change
Date:					
Morphine	mg	mg	mg	mg	mg
Bupivacaine	mg	mg	mg	mg	mg
Clonidine	mcg	mcg	mcg	mcg	mcg
Total Volume (100, 250 or 500 mls)					
Signature:					
Print Name:					

B. PUMP PROGRAMME PRESCRIPTION









	Initial Programme	Programme Change	Programme Change	Programme Change	Programme Change
Date:					
PCA Basal Rate	mls/hr	mls/hr	mls/hr	mls/hr	mls/hr
PCA Bolus Dose	mls	mls	mls	mls	mls
Lockout time	mins	mins	mins	mins	mins
Signature:					
Print Name:					


I
N
T
R
A
S
P
I
N
A
L
A
N
A
L
G
E
S
I
A
I
N
F
U
S
I
O
N

C
O
O
O
8
1
2



MODIFY PROTOCOL

- Press  follow display
- Press  for menu
- Enter *code* 700 – press 
- Scroll down to '*modify protocol*' – press 
- Enter code 901 – press 
- '*New Patient?*' – press 
- You will see '*Patients name*' – press 
- Follow display screen changing as needed – press  each time to confirm



CLINICIAN ACTIVATED BOLUS

- Same process as modifying protocol except scroll down to '*clinician's bolus*' and when asked for code use 855 then you will be asked to put in volume of bolus




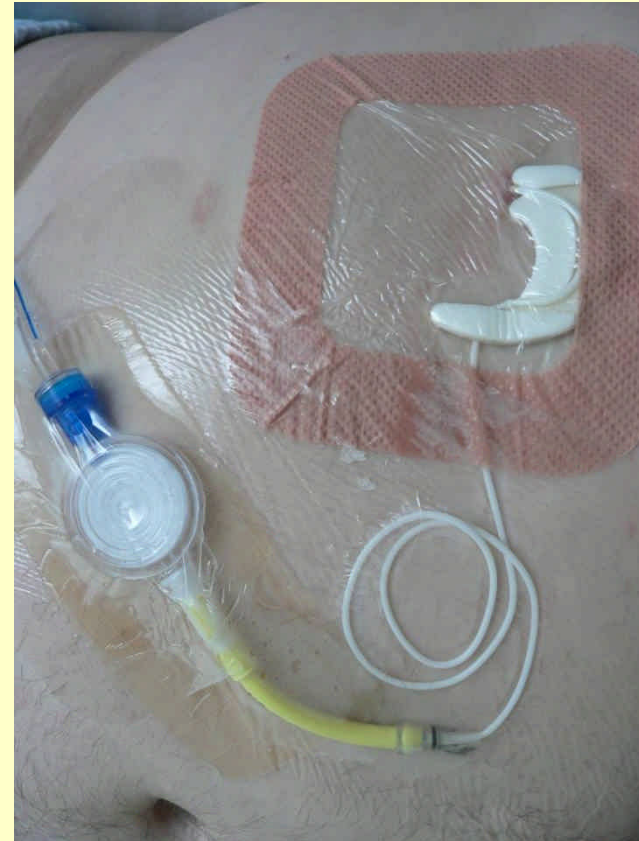
DAILY INFORMATION

- Patient (if able) will be taught to do this and will record daily or a nurse should do this daily
- The pump holds 512 entries then starts again so it is important you have daily recordings for your patient in order to plan their ongoing management
- To read patient history – press blue **INFO** key and scroll through or go to 'patient history' under level 700 for 24 hour history (More accurate)
- For more detailed patient history select from menu – accumulative data – no way to clear
- A weekly computer read out from the pump is possible although not necessary



DRESSINGS

- ◉ Weekly with bag change and tubing change
- ◉ Leave filter attached to intrathecal – should only be changed if thread becomes worn
- ◉ Inline air filter down tubing also
- ◉ See dressing procedure sheets in health professionals and patients folder
- ◉ Must be done with aseptic technique to avoid any risk of introducing infection



CARRYING PUMP

- Bum bag suitable with careful coiling of tubing to prevent occlusion



DISPOSABLES



EMERGENCIES

- **See Section 4 of the Health Professionals Folder**
- Infection and possible meningitis should be treated as an emergency and should be investigated immediately as per protocol. If they present at Emergency Department the emergency team will need to be informed of the necessary protocols
- CSF may need to be taken off and the procedure for this is included in the dressing procedure
- Presently working on a card that patients will carry with them should they become unwell and be unable to give information




OTHER USEFUL TIPS

- Suggest patient puts the pump in to the charger at night while sleeping – this will avoid them being out when battery goes flat – there is a warning beep 30 minutes prior to flat battery
- Know where your spare pump is kept
- Folder has all documentation to assist using the pump
- Patient has Quick guide sheets, pump history recording sheets and prescription sheets in clearfile and they should bring it to any appointments





WHO TO CONTACT



- Details of who to contact and their contact details are in the front cover of the 'Intraspinal Analgesia Master Information Folder' – please respect the privacy of these numbers
- The patient has only the Community Palliative Care Nurse's 24 hour number and the Hospital Palliative Care work hour number but none of the other after hour numbers
- It is important everyone knows who is taking responsibility for the patient and the pump both during the day and after hours – ensure all key people know if someone is on leave or out of town

